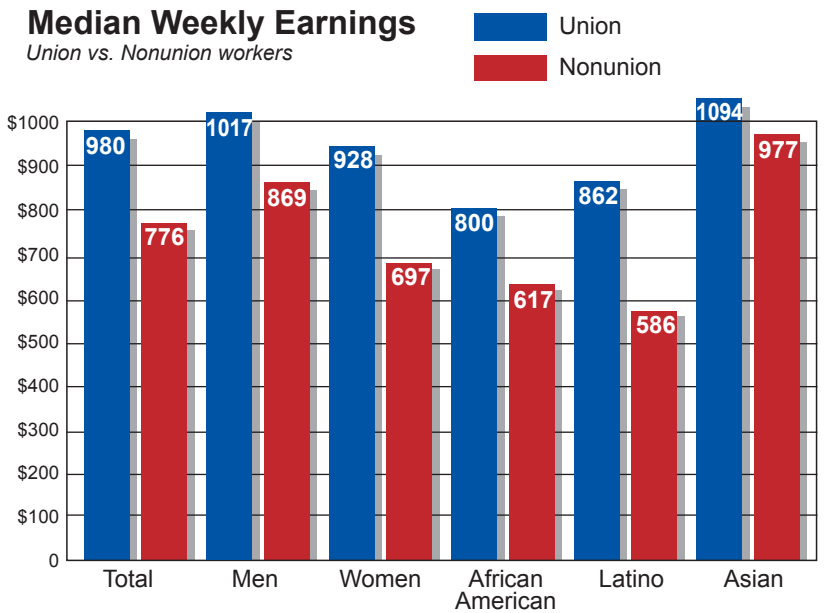




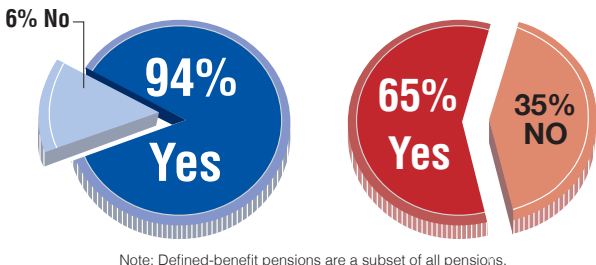
It Doesn't Cost – It Pays to Be UNION!

- ✓ **UNION workers'** median weekly earnings are **26% higher** than their nonunion counterparts.
- ✓ Median wages for **women UNION workers** are **33% higher** than nonunion women.
- ✓ Median wages for **African American UNION workers** are **30% higher** than nonunion African American workers.
- ✓ Median wages for **Latino UNION workers** are **47% higher** than nonunion Latino workers.

Median Weekly Earnings
Union vs. Nonunion workers



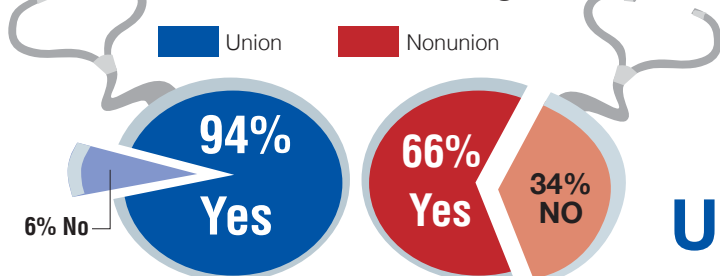
Retirement Benefits



Note: Defined-benefit pensions are a subset of all pensions.

- ✓ While only 16% of nonunion workers have guaranteed pensions, **70%** of **UNION workers** do.
- ✓ **94%** of **UNION workers'** jobs provide health insurance benefits compared with only 66% of nonunion jobs.

Health Care Coverage



- ✓ **UNION workers** average **15 paid vacation days** each year while nonunion workers average 11.75 days.

UNIONS Work for You!

Snohomish County Labor Council, AFL/CIO

2810 Lombard, Suite 207 • Everett, Washington 98201 • 425-259-7922 • www.snolabor.org